

STATEMENT OF APPROPRIATIONS, ALLOTMENTS, OBLIGATIONS, DISBURSEMENTS AND BALANCES (SAAODB)

For the Period: 01-Jan-21 31-Dec-21
 Department: 07 - Department of Education
 Agency: 001 - Office of the Secretary
 Operating Unit: Division of San Jose del Monte City
 Division/Bureau/Center: San Jose del Monte City
 Region: DepEd - Region III
 Organizational Code (UAOB): 070010003017

| PARTICULARS Fund Source/ Allotment Class | APPROPRIATIONS | | | ALLOTMENTS | | | | | CURRENT YEAR OBLIGATIONS | | | | |
|---|------------------|---|----------------------------|------------------------|---|----------------|------------------|------------------------|--------------------------|----------------|----------------|----------------|------------------|
| | Appropriations | Adjustments (Transfer To/From, Modifications/ Augmentations) | Adjusted Appropriations | Allotments Received | Adjustments (Reductions, Modifications/ Augmentations) | Transfer To | Transfer From | Adjusted Allotments | 1st Qtr | 2nd Qtr | 3rd Qtr | 4th Qtr | Total |
| I. CURRENT YEAR BUDGET/APPROPRIATIONS | | | | | | | | | | | | | |
| PS | 1,340,631,000.00 | 91,995,498.04 | 1,432,626,498.04 | 1,381,851,710.00 | 1,902,004.13 | 0.00 | 48,872,783.91 | 1,432,626,498.04 | 273,915,795.72 | 395,521,990.00 | 286,062,316.53 | 476,887,844.73 | 1,432,387,946.98 |
| MOOE | 83,808,000.00 | 117,854,091.70 | 201,662,091.70 | 83,808,000.00 | 0.00 | 1,445,000.00 | 119,299,091.70 | 201,662,091.70 | 23,316,301.40 | 41,317,691.97 | 51,641,786.89 | 82,356,592.73 | 198,632,372.99 |
| CO | 0.00 | 39,085,665.95 | 39,085,665.95 | 0.00 | 0.00 | 0.00 | 39,085,665.95 | 39,085,665.95 | 0.00 | 0.00 | 33,008,538.88 | 6,076,712.18 | 39,085,251.06 |
| AGENCY SPECIFIC BUDGET | 1,424,439,000.00 | 248,935,255.69 | 1,673,374,255.69 | 1,465,659,710.00 | 1,902,004.13 | 1,445,000.00 | 207,257,541.56 | 1,673,374,255.69 | 297,232,097.12 | 436,839,681.97 | 370,712,642.30 | 565,321,149.64 | 1,670,105,571.03 |
| RLIP | 121,389,000.00 | 3,105,495.02 | 124,494,495.02 | 124,780,892.00 | -286,396.98 | 0.00 | 0.00 | 124,494,495.02 | 29,966,241.85 | 31,420,997.83 | 31,366,791.08 | 31,623,471.95 | 124,377,502.71 |
| AUTOMATIC APPROPRIATIONS | 121,389,000.00 | 3,105,495.02 | 124,494,495.02 | 124,780,892.00 | -286,396.98 | 0.00 | 0.00 | 124,494,495.02 | 29,966,241.85 | 31,420,997.83 | 31,366,791.08 | 31,623,471.95 | 124,377,502.71 |
| PS | 0.00 | 35,401,650.00 | 35,401,650.00 | 2,516,398.00 | 0.00 | 0.00 | 32,885,252.00 | 35,401,650.00 | 0.00 | 32,018,003.75 | 2,883,694.67 | 405,636.30 | 35,307,334.72 |
| SPECIAL PURPOSE FUNDS | 0.00 | 35,401,650.00 | 35,401,650.00 | 2,516,398.00 | 0.00 | 0.00 | 32,885,252.00 | 35,401,650.00 | 0.00 | 32,018,003.75 | 2,883,694.67 | 405,636.30 | 35,307,334.72 |
| Total - Current Appropriations | 1,545,828,000.00 | 287,442,400.71 | 1,833,270,400.71 | 1,592,957,000.00 | 1,615,607.15 | 1,445,000.00 | 240,142,793.56 | 1,833,270,400.71 | 327,198,338.97 | 500,278,683.55 | 404,963,128.05 | 597,350,257.89 | 1,829,790,408.46 |
| II. PRIOR YEAR'S BUDGET/ CONTINUING APPROPRIATIONS | | | | | | | | | | | | | |
| PS | 0.00 | 81,000.00 | 81,000.00 | 81,000.00 | 0.00 | 0.00 | 0.00 | 81,000.00 | 0.00 | 0.00 | 0.00 | 81,000.00 | 81,000.00 |
| MOOE | 0.00 | 8,033,938.66 | 8,033,938.66 | 5,828,019.16 | 0.00 | 0.00 | 2,205,919.50 | 8,033,938.66 | 16,948.00 | 3,546,051.06 | 138,800.00 | 3,809,300.64 | 7,511,099.70 |
| CO | 0.00 | 16,501.27 | 16,501.27 | 1.27 | 0.00 | 0.00 | 16,500.00 | 16,501.27 | 0.00 | 0.00 | 0.00 | 16,400.00 | 16,400.00 |
| AGENCY SPECIFIC BUDGET | 0.00 | 8,131,439.93 | 8,131,439.93 | 5,909,020.43 | 0.00 | 0.00 | 2,222,419.50 | 8,131,439.93 | 16,948.00 | 3,546,051.06 | 138,800.00 | 3,906,700.64 | 7,608,499.70 |
| MOOE | 0.00 | 2,429,434.09 | 2,429,434.09 | 2,207,434.09 | 0.00 | 0.00 | 222,000.00 | 2,429,434.09 | 0.00 | 239,982.03 | 1,939,770.00 | 1,830.00 | 2,181,582.03 |
| SPECIAL PURPOSE FUNDS | 0.00 | 2,429,434.09 | 2,429,434.09 | 2,207,434.09 | 0.00 | 0.00 | 222,000.00 | 2,429,434.09 | 0.00 | 239,982.03 | 1,939,770.00 | 1,830.00 | 2,181,582.03 |
| Total - Continuing Appropriations | 0.00 | 10,560,874.02 | 10,560,874.02 | 8,116,454.52 | 0.00 | 0.00 | 2,444,419.50 | 10,560,874.02 | 16,948.00 | 3,786,033.09 | 2,078,570.00 | 3,908,530.64 | 9,790,081.73 |

STATEMENT OF APPROPRIATIONS, ALLOTMENTS, OBLIGATIONS, DISBURSEMENTS AND BALANCES (SAAODB)

Annex A
Flash Report


For the Period: 01-Jan-21 31-Dec-21
 Department: 07 - Department of Education
 Agency: 001 - Office of the Secretary
 Operating Unit: Division of San Jose del Monte City
 Division/Bureau/Center: San Jose del Monte City
 Region: DepEd - Region III
 Organizational Code (UACS): 070010803017


| PARTICULARS Fund Source/ Allotment Class | CURRENT YEAR DISBURSEMENTS | | | | | BALANCES | | |
|---|----------------------------|-----------------------|-----------------------|-----------------------|-------------------------|-----------------------------|--------------------------|-----------------------|
| | 1st Qtr | 2nd Qtr | 3rd Qtr | 4th Qtr | Total | Unreleased Appropriation | Unobligated Allotment | Unpaid Obligations |
| I. CURRENT YEAR BUDGET/APPROPRIATIONS | | | | | | | | |
| PS | 271,936,627.81 | 392,049,266.38 | 280,417,099.22 | 471,667,587.09 | 1,416,070,580.50 | 0.00 | 238,551.06 | 16,317,366.48 |
| MOOE | 21,246,771.27 | 22,578,830.37 | 62,486,859.67 | 79,181,785.59 | 185,494,246.90 | 0.00 | 3,029,718.71 | 13,138,126.09 |
| CO | 0.00 | 0.00 | 0.00 | 22,789,775.19 | 22,789,775.19 | 0.00 | 414.89 | 16,295,475.87 |
| AGENCY SPECIFIC BUDGET | 293,183,399.08 | 414,628,096.75 | 342,903,958.89 | 573,639,147.87 | 1,624,354,602.59 | 0.00 | 3,268,684.66 | 45,750,968.44 |
| RLIP | 28,565,708.67 | 30,278,315.82 | 29,673,254.50 | 35,254,066.61 | 123,771,285.60 | 0.00 | 116,992.31 | 606,217.11 |
| AUTOMATIC APPROPRIATIONS | 28,565,708.67 | 30,278,315.82 | 29,673,254.50 | 35,254,066.61 | 123,771,285.60 | 0.00 | 116,992.31 | 606,217.11 |
| PS | 0.00 | 32,018,003.75 | 2,742,657.69 | 405,636.30 | 35,166,297.74 | 0.00 | 94,315.28 | 141,036.98 |
| SPECIAL PURPOSE FUNDS | 0.00 | 32,018,003.75 | 2,742,657.69 | 405,636.30 | 35,166,297.74 | 0.00 | 94,315.28 | 141,036.98 |
| Total - Current Appropriations | 321,749,107.75 | 476,924,416.32 | 375,319,871.08 | 609,298,790.78 | 1,783,292,185.93 | 0.00 | 3,479,992.25 | 46,498,222.53 |
| II. PRIOR YEAR'S BUDGET/ CONTINUING APPROPRIATIONS | | | | | | | | |
| PS | 0.00 | 0.00 | 0.00 | 81,000.00 | 81,000.00 | 0.00 | 0.00 | 0.00 |
| MOOE | 1,948.00 | 76,645.25 | 3,429,069.84 | 3,125,896.01 | 6,633,559.10 | 0.00 | 522,838.96 | 877,540.60 |
| CO | 0.00 | 0.00 | 0.00 | 8,100.00 | 8,100.00 | 0.00 | 101.27 | 8,300.00 |
| AGENCY SPECIFIC BUDGET | 1,948.00 | 76,645.25 | 3,429,069.84 | 3,214,996.01 | 6,722,659.10 | 0.00 | 522,940.23 | 885,840.60 |
| MOOE | 0.00 | 239,982.03 | 1,939,770.00 | 0.00 | 2,179,752.03 | 0.00 | 247,852.06 | 1,830.00 |
| SPECIAL PURPOSE FUNDS | 0.00 | 239,982.03 | 1,939,770.00 | 0.00 | 2,179,752.03 | 0.00 | 247,852.06 | 1,830.00 |
| Total - Continuing Appropriations | 1,948.00 | 316,627.28 | 5,368,839.84 | 3,214,996.01 | 8,902,411.13 | 0.00 | 770,792.29 | 887,670.60 |

| REGULARS Fund Source/ Allotment Class | APPROPRIATIONS | | | ALLOTMENTS | | | | CURRENT YEAR OBLIGATIONS | | | | | |
|---|------------------|---|----------------------------|------------------------|---|----------------|------------------|--------------------------|----------------|----------------|----------------|----------------|------------------|
| | Appropriations | Adjustments (Transfer To/From, Modifications/ Augmentations) | Adjusted Appropriations | Allotments Received | Adjustments (Reductions, Modifications/ Augmentations) | Transfer To | Transfer From | Adjusted Allotments | 1st Qtr | 2nd Qtr | 3rd Qtr | 4th Qtr | Total |
| Grand Total | 1,545,828,000.00 | 298,003,274.73 | 1,843,831,274.73 | 1,601,073,454.52 | 1,615,607.15 | 1,445,000.00 | 242,587,213.06 | 1,843,831,274.73 | 327,215,286.97 | 504,064,716.64 | 407,041,698.05 | 601,258,788.53 | 1,839,580,490.19 |


| Fund Source/ Allotment Class | CURRENT YEAR DISBURSEMENTS | | | | | BALANCES | | |
|---------------------------------|----------------------------|----------------|----------------|----------------|------------------|-----------------------------|--------------------------|-----------------------|
| | 1st Qtr | 2nd Qtr | 3rd Qtr | 4th Qtr | Total | Unreleased Appropriation | Unobligated Allotment | Unpaid Obligations |
| Grand Total | 321,751,055.75 | 477,241,043.60 | 380,688,710.92 | 612,513,786.79 | 1,792,194,597.06 | 0.00 | 4,250,784.54 | 47,385,893.13 |

Certified Correct:


ORLANDO D. GONZALES
 Administrative Officer V - Finance Services


KRISTINE JOY DALUZ - QUEZADA
 Accountant III

Noted by:


MERLINA P. CRUZ, CESO VI
 OIC - Schools Division Superintendent