



Republic of the Philippines
DEPARTMENT OF EDUCATION
Region III
DIVISION OF CITY SCHOOLS
City of San Jose del Monte



MAY 08 2013

website: www.depedcsjdm.webs.com / e-mail: deped_csjdm@yahoo.com / telefax: (044) 815-2815

May 7, 2013


DIVISION MEMORANDUM

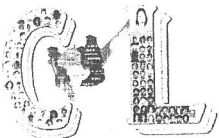
No. 55 s. 2013

To: Division/District Supervisors
Elementary/Secondary Principals/OIC's


ANNUAL PHYSICAL EXAMINATION OF DepEd CSJDM EMPLOYEES

1. This is in reference to the Physical Examination of the teaching and non-teaching personnel which was conducted on February 22, March 1 & 8, 2013 at San Jose del Monte West Central School, Bagong Buhay E Elementary School and San Jose del Monte National Trade School.
2. Based on the records, there are three hundred nineteen (319) and fifty six (56) teaching and non-teaching personnel in the Elementary and Secondary Schools respectively submitted themselves to physical examination.
3. The number of teaching and non-teaching personnel examined/not examined is contained in the attachment
4. The Civil Service Commission Memorandum Circular no.17 s.1989 **requires** all teaching and non-teaching undergo annual physical check-up.
5. In this regard, this Office requires all DepEd CSJDM employees who were not examined on the previous schedule shall undergo physical examination on **May 31, 2013** at **San Jose del Monte Central School**.
6. Immediate dissemination of and compliance with this Memorandum is ordered.


ESTELITA G. PINEDA, CESO V
Schools Division Superintendent



Collaborating with our Leaders, Caring for our Learners



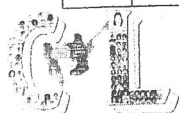


Republic of the Philippines
DEPARTMENT OF EDUCATION
Region III
DIVISION OF CITY SCHOOLS
City of San Jose del Monte



website: www.depedcsjdm.webs.com / e-mail: deped_csjdm@yahoo.com / telefax: (044) 815-2815

SCHOOL	NO.OF TEACHERS	NO.OF TEACHERS EXAMINED	NO.OF TEACHERS NOT EXAMINED	%
WEST DISTRICT				
1. SJDM Central School	39	3	35	8
2. Sta.Cruz BBD ES	36	17	18	47
3. San Martin BBC ES	52	3	48	6
4. T.Mangga ES	67	10	57	15
5. Gumaok ES	45	9	35	20
6. F.Homes ES	64	24	39	38
7. Gaya-Gaya ES	36	18	18	50
8. Benito Nieto ES	56	0	55	0
9. M.Pabahay ES	118	26	92	22
10. S.P Proper ES	21	0	21	0
11. D.Bayan ES	12	3	9	25
12. Kaypian ES	37	1	36	3
13. Ricafort ES	7	4	3	57
14. Graceville ES	49	23	26	47
15. San Manuel ES	9	0	8	0
16. San Rafael BBH ES	88	2	86	2
17. Partida ES	23	0	23	0
18. Marangal ES	3	3	3	100
Sub Total	762	146	612	19
EAST DISTRICT				
1. BBE Central School	59	36	23	61
2. BBB ES	58	17	41	29
3. BBF ES	35	20	15	57
4. BBG ES	60	14	46	23
5. BBI ES	50	7	43	14
6. BBA ES	43	19	24	44
7. Sto.Cristo ES	46	0	46	0
8. PFCS	23	6	17	26
9. Kakawate ES	18	9	9	50
10. Towerville ES	68	3	65	4
11. Minuyan ES	58	1	57	2
12. San Isidro ES	18	0	18	0
13. San Roque ES	8	0	8	0
14. Goldenville ES	57	41	16	72
Sub Total	601	173	428	29
GRAND TOTAL	1,363	319	1,040	23
SECONDARY				
1. SPNHS	225	0	0	0
2. SJDMNTS	65	0	0	0
3. SJDMHS	103	0	0	0
4. PFNHS	102	56	36	61
5. Muzon HS	94	0	0	0
6. Kakawate HS	19	0	0	0
7. Towerville HS	42	0	0	0
8. Graceville HS	22	0	0	0
9. Goldenville HS	18	0	0	0
10. San Martin HS	21	0	0	0
11. Citrus HS	21	0	0	0
12. Sto.Cristo HS	12	0	0	0
13. Marangal HS	16	0	0	0
14. Muzon Harmony HS	17	0	0	0
15. Kaypian HS	17	0	0	0
TOTAL	794	56	36	8



Collaborating with our Leaders, Caring for our Learners

