




Republic of the Philippines
DEPARTMENT OF EDUCATION
Region III
DIVISION OF CITY SCHOOLS
City of San Jose del Monte



website: www.depedcsjdm.webs.com / e-mail: deped_csjdm@yahoo.com / telefax: (044) 815-2815

September 30, 2013



DIVISION MEMORANDUM
No. 144, s. 2013


MONITORING AND EVALUATION OF THE GULAYAN SA PAARALAN

To: Public Elementary/Secondary School Principals/OICs

- a. The City Schools Division of San Jose del Monte will conduct Monitoring and Evaluation for the Gulayan sa Paaralan Contest on October 10 and 11, 2013. The list of participants are the following:


School	Name
1. Kaypian NHS	Jonielyn A. Gaviola
2. SPNHS	Rosemarie D. Sierra
3. BBE ES	Romeo Pera
4. BBG ES	Romeo Pagayon
5. PFCS	Jane Andrade
6. Benito Nieto ES	Maila Garcia
7. Dulong Bayan ES	Merlita Ynciong
8. Francisco Homes ES	Josie Daamo
9. Gaya-Gaya ES	Ester Lamban
10. Muzon Pabahay ES	Grace Marfil
11. BBD ES	Zosima Borja
12. SJDMCS	Francis Bijasa
13. San Martin (BBC) ES	Jemuel Herrera

- b. Enclosure No. 1 is the Criteria for judging.
- c. Wide dissemination of content of this Memorandum to all concerned is earnestly desired.


ESTELITA G. PINEDA, CESO V
Schools Division Superintendent



“ Collaborating with our Leaders, Caring for our Learners ”





Republic of the Philippines
DEPARTMENT OF EDUCATION
 Region III
DIVISION OF CITY SCHOOLS
 City of San Jose del Monte




website: www.depedcsjdm.webs.com / e-mail: deped_csjdm@yahoo.com / telefax: (044) 815-2815

SEARCH FOR EPP, TLE / TVE PROGRAM BEST IMPLEMENTER
SY 2013 – 2014

A. Model School in R3 Greening Program (NGP)

CRITERIA	POINTS				
A. Gulayan sa Paaralan	(Encircle appropriate points)				
1. Presence of Vegetable Garden	Points earned equals approx.. area in sq. m. divided by Gr. IV-VI pupils @ per pupil				
<ul style="list-style-type: none"> Leafy / green Fruits / pods /legumes Roots 	100%	80%	60%	40%	20%
	50	40	30	20	10
2. Malungay Orchards (At least 30 trees in rows or along fence /pathways or any suitable place in the school premises)	30+	25 – 29	20 – 24	15 – 19	-15
	5	4	3	2	1
3. Adaptation of different Strategies / Technologies					
<ul style="list-style-type: none"> Bio Intensive Gardening Organic Pest Management Organic Fertilizer (Composting) 	5				
	5				
	5				
4. Urban Gardening (Contained Gardening) (At 15 containers with 5 kind each = 10 points)	15+	12 – 14	11 – 9	6 – 8	3 – 5
	10	8	6	4	2
5. Contribution to the School feeding program per H.E. feeding program report (number of days)	50 - 41	40 - 31	30 - 21	20 - 11	10 - 1
	5	4	3	2	1
6. Other relevant activities like, Waste Management, Income generating projects, etc.	5	4	3	2	1
B. School Nursery and Garden House	(Encircle appropriate points)				
1. Availability of Seedlings / Seeds	Points earned equals No. of seedlings divided by Gr. 5 & 6 enrolment				
<ul style="list-style-type: none"> Leafy / green Fruits / pods /legumes Roots 	100%	80%	60%	40%	20%
	25	20	15	10	5
2. School Community Tree Planting Tree-planting activity inside the school premises and in the community (Grade 5 & 6 enrolment, 10 seedlings per pupil)	5	4	3	2	1
3. Proper labeling of seedlings planted with signage / tags	5	4	3	2	1
4. Accessibility and sufficiency of water supply	5	4	3	2	1
5. Record Management					
<ul style="list-style-type: none"> Inventory of garden tools Calendar of Activities: Soil preparation/planting/harvesting (latest) Report on Gulayan (3 yrs back) Report on tree planting (3 yrs back) Inventory of Video Lesson/IMs Accomplishment Chart 	5	4	3	2	1
6. Integration of ICT Program:	10	8	6	4	2
<ul style="list-style-type: none"> Demonstration Teaching 					
TOTAL	-----				



“Collaborating with our Leaders, Caring for our Learners”

