

Republic of the Philippines  
**DEPARTMENT OF EDUCATION**  
Region III  
**DIVISION OF CITY SCHOOLS**  
City of San Jose del Monte




website: [www.depedcsjdm.webs.com](http://www.depedcsjdm.webs.com) / e-mail: [deped\\_csjdm@yahoo.com](mailto:deped_csjdm@yahoo.com) / telefax: (044) 815-2815

June 30, 2016


**DIVISION MEMORANDUM**  
No. 114s. 2016

To: Division Chiefs  
Education Program Supervisors  
Public Schools District Supervisor  
Public Elementary & Secondary School Heads



**RESULT OF THE 2016 VALIDATION ON SBM-PASBE LEVEL OF PRACTICES**

1. This Office announces the result of the 2016 Validation on SBM-PASBE Level of Practices conducted last May 16 to 31, current.
2. Likewise, appreciation is extended to schools' SBM-PASBE team and all those involved who have helped achieve the purpose of the activity.
3. Enclosure No.1 contains the result indicating the scores on Performance Improvement Areas (PIA), Document Observation Discussion (DOD), and the total score duly signed by the division validation team.
4. Immediate dissemination of the contents of this Memorandum is desired.

  
**GERMELINA H. PASCUAL, CESO V**  
Schools Division Superintendent



Republic of the Philippines  
DEPARTMENT OF EDUCATION  
Region III  
DIVISION OF CITY SCHOOLS  
City of San Jose del Monte

Website: [www.depedcsjdm.webs.com](http://www.depedcsjdm.webs.com) / e-mail: [depedcsjdm@yahoo.com](mailto:depedcsjdm@yahoo.com) / telefax: (044) 815-2815201

## 2016 Validation of SBM Level of Practices

May 16-31, 2016

District/ School	School Head	Performance Improvement	SBM Assessment Score (DOD)	Total	SBM Level of Practice
<b>District 1</b>					
1. San Isidro E/S	Christopher B. Albino	1.38 (0.83)	2.60 (1.04)	1.87	Level II - Maturing
2. Kakawate E/S	Antonio D. Doncillo	1.62 (0.97)	2.57 (1.03)	2.00	Level II - Maturing
3. San Roque E/S	Caridad F. Maguad	1.72 (1.03)	1.43 (0.57)	1.60	Level II - Maturing
4. Paradise Farms E/S	Darlan R. Grageda Jr.	1.38 (0.83)	2.63 (1.05)	1.88	Level II - Maturing
5. Sto. Cristo E/S	Julieta Y. Balita	1.72 (1.03)	2.89 (1.16)	2.19	Level II - Maturing
6. Sto. Cristo NHS	Leo Glenn P. Evasco	1.42 (0.85)	2.95 (1.18)	2.03	Level II - Maturing
7. Kakawate NHS	Belen T. De Jesus	1.62 (0.97)	2.94 (1.18)	2.15	Level II - Maturing
<b>District 2</b>					
1. Minuyan E/S	Ma. Shirley A. Macawile	1.38 (0.83)	3.00 (1.20)	2.03	Level II - Maturing
2. Goldenville E/S	Dr. Zurex T. Bacay	1.40 (0.84)	2.94 (1.18)	2.02	Level II - Maturing
3. Towerville E/S	Miriam A. Zamora	1.38 (0.83)	3.00 (1.20)	2.03	Level II - Maturing
4. Minuyan NHS	Elisa U. Jarabe	2.62 (1.57)	2.63 (1.05)	2.62	Level III-Advanced
5. Towerville NHS	Annie C. Joaquin	1.23 (0.74)	3.00 (1.20)	1.94	Level II - Maturing
<b>District 3</b>					
1. Bagong Buhay A E/S	Eppie M. Baswel	1.30 (0.78)	2.62 (1.05)	1.83	Level II - Maturing



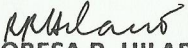
2. Bagong Buhay G E/S	Ma. Theresa M. Dela Cruz	1.78 (1.07)	3.00 (1.20)	2.27	Level II - Maturing
3. BBI Lawang Pari E/S	Chito M. Reporen	1.32 (0.79)	3.00 (1.20)	1.99	Level II - Maturing
4. Citrus NHS	Cristina T. Santiago	1.08 (0.65)	2.61 (1.04)	1.69	Level II - Maturing
5. San Martin NHS	Lourdes R. Robes	1.08 (0.65)	3.00 (1.20)	1.85	Level II - Maturing
<b>District 4</b>					
1. Bagong Buhay B E/S	Sofronio P. Macawile	1.63 (0.98)	3.00 (1.20)	2.18	Level II - Maturing
2. Bagong Buhay F E/S	Francisco M. Policarpio	1.72 (1.03)	2.92 (1.17)	2.20	Level II - Maturing
3. Bagong Buhay E C/S	Josefina P. Narag	1.49 (0.89)	2.94 (1.18)	2.07	Level II - Maturing
4. Dulong Bayan E/S	Ramon Q. Lavilla	2.43 (1.46)	3.00 (1.20)	2.66	Level III-Advanced
5. SJDM NTS	Alexander D. Angeles	1.25 (0.75)	2.68 (1.07)	1.82	Level II - Maturing
<b>District 5</b>					
1. Sta. Cruz BBD E/S	Maselinda A. Aculana	1.53 (0.92)	2.94 (1.18)	2.10	Level II - Maturing
2. San Rafael BBH E/S	Nerliza C. Miranda	1.38 (0.83)	3.00 (1.20)	2.03	Level II - Maturing
3. San Martin BBC E/S	Angelina F. Lim	1.38 (0.83)	2.89 (1.16)	1.99	Level II - Maturing
4. S. Palay Proper E/S	Elvira S. Daza	1.53 (0.92)	3.00 (1.20)	2.12	Level II - Maturing
5. SPNHS	Eduardo V. Cruz	1.08 (0.65)	3.00 (1.20)	1.85	Level II - Maturing


Validated by:


  
**MARIA CARMEN P. CUENCO, Ed. D.**  
 Chairman

  
**TERESITA S. PADILLA**  
 Co-Chairman

  
**EPIFANIA F. DE LEON**  
 Member

  
**ROBESA R. HILARIO**  
 Member

  
**RENATO L. IGNACIO**  
 Member

Noted:  
  
**GERMELINA H. PASCUAL, CESO V**  
 Schools Division Superintendent



Republic of the Philippines  
DEPARTMENT OF EDUCATION  
Region III  
DIVISION OF CITY SCHOOLS  
City of San Jose del Monte

Website: [www.depedcsjdm.webs.com](http://www.depedcsjdm.webs.com) / e-mail: [depedcsjdm@yahoo.com](mailto:depedcsjdm@yahoo.com) / telefax: (044) 815-2815201

## 2016 Validation of SBM Level of Practices

May 16-31, 2016

District/ School	School Head	Performance Improvement	SBM Assessment Score (DOD)	Total	SBM Level of Practice
<b>District 6</b>					
1. SJDM W C/S	Flordeliza M. Limon	1.30	1.20	2.50	Level III-Advanced
2. SJDM Hts. E/S	Ma. Fatima D. Felicia	0.87	1.08	1.95	Level II - Maturing
3. HeroesVille E/S	Marites P. Borja	1.14	0.85	1.99	Level II - Maturing
4. SJDM Hts. HS	Geronimo M. Guilalas	1.44	0.47	1.91	Level II - Maturing
5. Muzon HS	Purita J. Herrera	0.60	1.20	1.80	Level II - Maturing
<b>District 7</b>					
1. Partida E/S	Reneerose R. Sahurda	1.35	0.74	2.09	Level II - Maturing
2. Benito Nieto E/S	Dionisia D. Herrera	0.68	1.20	1.88	Level II - Maturing
3. Muzon Pabahay E/S	Dr. Lilybeth D. Dasco	0.86	1.15	2.01	Level II - Maturing
4. Muzon H. Hills H/S	Purita J. Herrera	1.14	0.71	1.85	Level II - Maturing
5. CSJDM Science H/S	Myrna A. Sidamon	*	*	*	*
<b>District 8</b>					
1. Gaya-gaya E/S	Ma. Socorro B. Lindo	0.97	1.06	2.03	Level II - Maturing
2. Marangal E/S	Raul G. Panimbatan	1.32	1.20	2.52	Level III-Advanced
3. Graceville E/S	Marissa M. Solomon	1.03	1.20	2.23	Level II - Maturing




4. Marangal H/S	Belen C. Bartolome	1.24	0.80	2.04	Level II - Maturing
5. Graceville NHS	Joel Jonathan C. Camero	1.17	0.59	1.56	Level II - Maturing
<b>District 9</b>					
1. T. Mangga E/S	Lourdes A. Solomon	1.002	1.028	2.03	Level II - Maturing
2. Ricafort E/S	Liezel C. Tosio	0.96	0.40	1.36	Level I-Developing
3. San Manuel E/S	Arnold T. Bucag	1.25	0.82	2.07	Level II - Maturing
4. Gumaok E/S	Genoveva R. Mendoza	0.87	0.93	1.80	Level II - Maturing
5. San Manuel H/S	Mariette G. Licopit	*	*	*	*
6. Paradise Farms NHS	Danilo A. Casas	0.93	1.20	2.13	Level II - Maturing
<b>District 10</b>					
1. Francisco Homes E/S	Ramiro M. Gacosta	1.07	1.20	2.27	Level II - Maturing
2. Kaypian E/S	Zenaida B. Aguirre	0.92	1.02	1.94	Level II - Maturing
3. SJDM NHS	Wilma M. Aquino	0.65	0.93	1.58	Level II - Maturing
4. Kaypian NHS	Dr. Florida C. Gonzales	1.29	0.85	2.14	Level II - Maturing

Note: \* - New School

Validated by:

  
**ROLANDO T. SOTELO, DEM**  
 Chairman

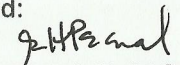
  
**DOLORES M. LAVILLA**  
 Co-Chairman

  
**JENNIFER E. QUINTO**  
 Member

  
**LYDIA T. VELUNTA**  
 Member

  
**MANUEL P. DE LA CRUZ**  
 Member

Noted:

  
**GERMELINA H. PASCUAL, CESO V**  
 Schools Division Superintendent